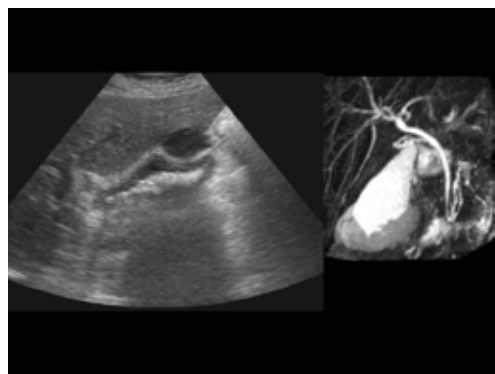
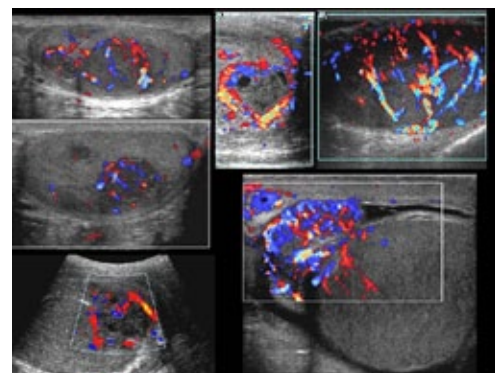
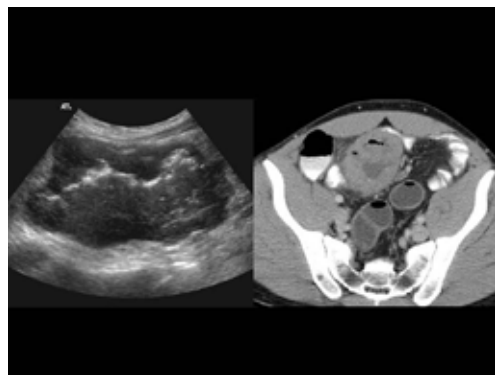


Course Directors:

Dr. Derek Muradali & Dr. Tanya Chawla

07:15–08:15	Registration and Breakfast
08:15–08:30	Introductory Remarks
08:30–09:30	Liver Masses: A Multi Modality Approach <i>Dr. Tanya Chawla</i>
09:30–10:00	Ultrasound of the Gallbladder: Cholecystitis and Beyond <i>Dr. Wayne Deitel</i>
10:00–10:15	BREAK
10:15–10:45	Pancreas: Ultrasound, CT, MRI <i>Dr. Kartik Jhaveri</i>
10:45–11:30	Gut Pathology: The Power of Ultrasound <i>Dr. Derek Muradali</i>
11:30–12:00	Renal Cysts and Solid Masses: Management Approach <i>Dr. Richard Bitar</i>
12:00–12:30	Panel Q&A Review-All Speakers
12:30–13:30	LUNCH
13:30–14:00	Scrotal Ultrasound: Normal and Abnormal <i>Dr. Derek Muradali</i>
14:00–14:30	Deep Invasive Endometriosis: What you need to know <i>Dr. Margaret Fraser-Hill</i>
14:30–15:00	Adnexal Lesions <i>Dr. Tanya Chawla</i>
15:00–15:15	BREAK
15:15–15:45	Ergonomics in Ultrasound <i>Carolyn Trottier, RDMS</i>
15:45–16:15	Pediatric Ultrasound Emergencies: A Case Based Approach <i>Dr. Erika Mann</i>
16:15–16:45	Interesting Cases in Ultrasound <i>Dr. Anne-Marie Beaudet</i>
16:45–17:15	Panel Q&A Review-All Speakers



Course Location

Toronto Congress Centre
 650 Dixon Road
 Toronto, ON
 Tel: 416-245-4923
 (Near Pearson Airport)

Faculty Speakers:

Dr. Richard Bitar

Dr. Richard Bitar is the Medical Director of MRI at Peterborough Regional Health Centre, Peterborough, Ontario. He is the first graduate of the Radiologist Scientist Training Program at the University of Toronto, where he obtained a PhD. He recently completed a Body and Breast Imaging Fellowship at Memorial Sloan-Kettering Cancer Center in New York City.

Dr. Wayne Deitel

Dr. Wayne Deitel is an Assistant Professor in the Department of Medical Imaging at the University of Toronto. He is a radiologist at St. Michael's Hospital, Toronto, specializing in gastrointestinal radiology. He has authored numerous publications in abdominal imaging including ultrasound.

Carolyn Trotter RDMS

Carolyn Trotter is the Operations Leader of the Division of Ultrasound, St Michael's Hospital. She has over 15 years of experience as a clinical and administrative sonographer. One of her main areas of interest is developing implementation strategies for improving the ergonomic environment of ultrasound departments.

Dr. Kartik Jhaveri

Dr. Kartik Jhaveri is an Associate Professor, University of Toronto. He is a staff radiologist, Abdominal Imaging, University Health Network, Toronto where he initiated the first formal diagnostic imaging quality assurance program in abdominal imaging. He has authored numerous publications and book chapters on ultrasound and abdominal imaging, and lectured extensively on these topics.

Dr. Anne-Marie Beaudet:

Dr. Anne-Marie Beaudet is a staff radiologist at the Windsor Regional Hospital. She earned her Medical Degree from the University of Toronto School of Medicine in 2005. In 2010, she completed her residency in diagnostic imaging at the Memorial University of Newfoundland. In 2011, she acquired a fellowship at St. Michael's Hospital in Toronto in the field of Cross-Sectional Imaging.

Dr. Tanya Chawla

Dr. Tanya Chawla is a staff abdominal radiologist and assistant professor at the Joint Department of Medical Imaging, University Health Network/Mount Sinai, where she is Head of the Virtual Colonography Program. Her research interests are in the field of Virtual Colonoscopy but also in bowel imaging, specifically in the imaging of rectal cancers and inflammatory bowel disease.

Dr. Margaret Fraser-Hill

Dr. Margaret Fraser-Hill practices Abdominal, Pelvic and Emergency Radiology at The Ottawa Hospital, Tri Campus Department of Medical Imaging. Dr. Fraser-Hill has cultivated expertise in the ultrasound diagnosis of deep invasive endometriosis – a common but frequently unrecognized cause of chronic pelvic pain.

Dr. Erika Mann

Dr. Erika Mann is an Assistant Professor at the University of Toronto. She practices at the Hospital for Sick Children, where her present work is in general pediatric body imaging, with interest in sonography, and abdominal imaging. Her current research is in several areas, including: patient quality and safety and CT scan optimization and dose reduction.

Dr. Derek Muradali

Dr. Derek Muradali is an Associate Professor of Medical Imaging and Head of the Division of Breast Imaging at the University of Toronto. He practices at St Michael's Hospital, Toronto, where he is the Head of the Division of Ultrasound. He has authored multiple publications and book chapters on ultrasound and breast imaging, and has lectured extensively on those topics. His main areas of research include ultrasound contrast agents in the breast, techniques involved in improving breast cancer staging as well as diffusion weighted breast MRI.

REGISTRATION:

(includes meals, refreshment breaks, and course materials)

Technologist \$250

CARDUP/ARDMS #: _____

Name: _____

Hospital/ IHF: _____

Address: _____

City: _____ Province: _____ Postal Code: _____

Email: _____ Phone: _____ Fax: _____

Visa Card Number:

Mastercard Expiration Date: _____

American Express Name on Card: _____

Cheque (payable to Ontario Association of Radiologists)

Fax your completed registration form to (905) 337-2678, or 1-888-616-6277, or email to: mail@oarinfo.ca

CANCELLATION POLICY

For OAR members, if cancellation to this event is necessary please, contact the OAR office for assistance. For non-members, a refund will be made less a \$50 processing fee, if cancellation is received in writing two weeks prior of the CME event date. No refunds will be given within two weeks of the CME event. Delegates may substitute an alternate attendee. Please advise the OAR if any changes are made. The OAR reserves the right to cancel or move the conference should it become necessary. In this case, each registrant will be notified by telephone or email and a full refund will be given. Therefore it is important that you provide us with an email address and phone number. The OAR is not responsible for any other costs incurred.